


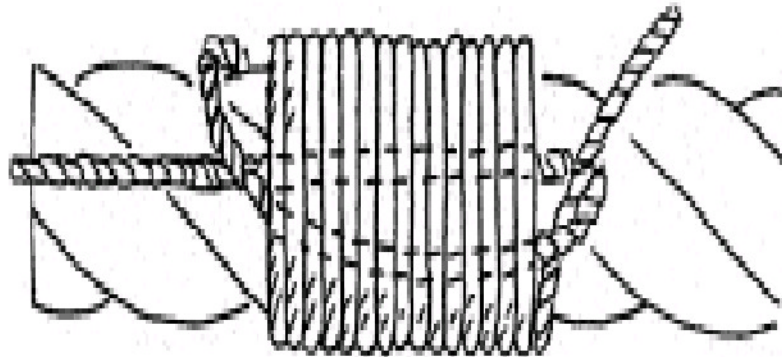
Whipping

To make the whipping take a fine yarn, cord or thread.

Make a loop in the end of the twine and place the loop at the end of the rope, as shown in the illustration.

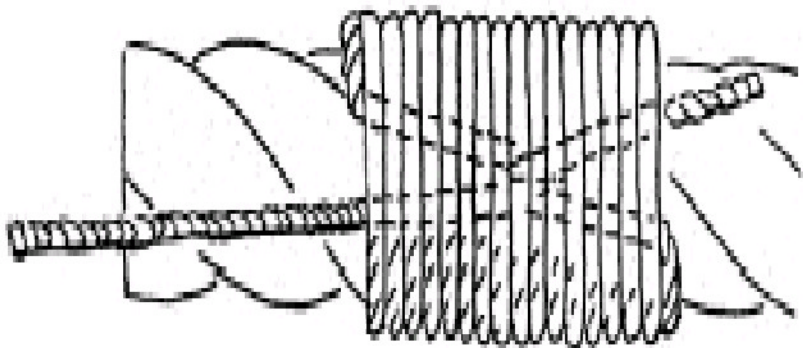


Wind the standing part around the rope, covering the loop of the whipping, but leave a small loop uncovered, as shown.



Thread the remainder of the standing end up through the small loop and pull the dead end of the twine, thus pulling the standing end and the small loop (through which it is threaded) back towards the end of the rope underneath the whipping.

Pull the dead end of the twine until the small loop with the standing end through it reaches a point midway underneath the whipping.



Trim both ends of the yarn close up against the loops of the whipping.